

**BUILT FROM  
EXPERIENCE**



**ESCORTS  
CONSTRUCTION EQUIPMENT**



**DIGMAX 3E**



# A NEW LEVEL OF POWER & PERFORMANCE

Escorts Construction Equipment is the first Indian company to design backhoe loaders indigenously. With Digmax 3E, ECE is all set to redefine the standards of excellence in the global earthmoving equipment industry. It is designed to outdo its global competitors in reach, productivity, efficiency and profitability.

## Technical Excellence

- Highest dump height in its segment
- Highest load over height in its segment
- Maximum digging depth in its class



More spacious and ergonomic cabin with fatigue beating comfort



Highest dump height in its segment, with a more durable and rugged bucket for more efficiency



Outstanding excavator bucket, breakout force and tear out force ensures faster cycle time of operation



World's best aggregates used to ensure superior productivity and longer service intervals

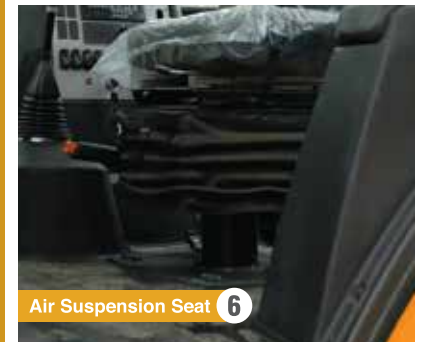
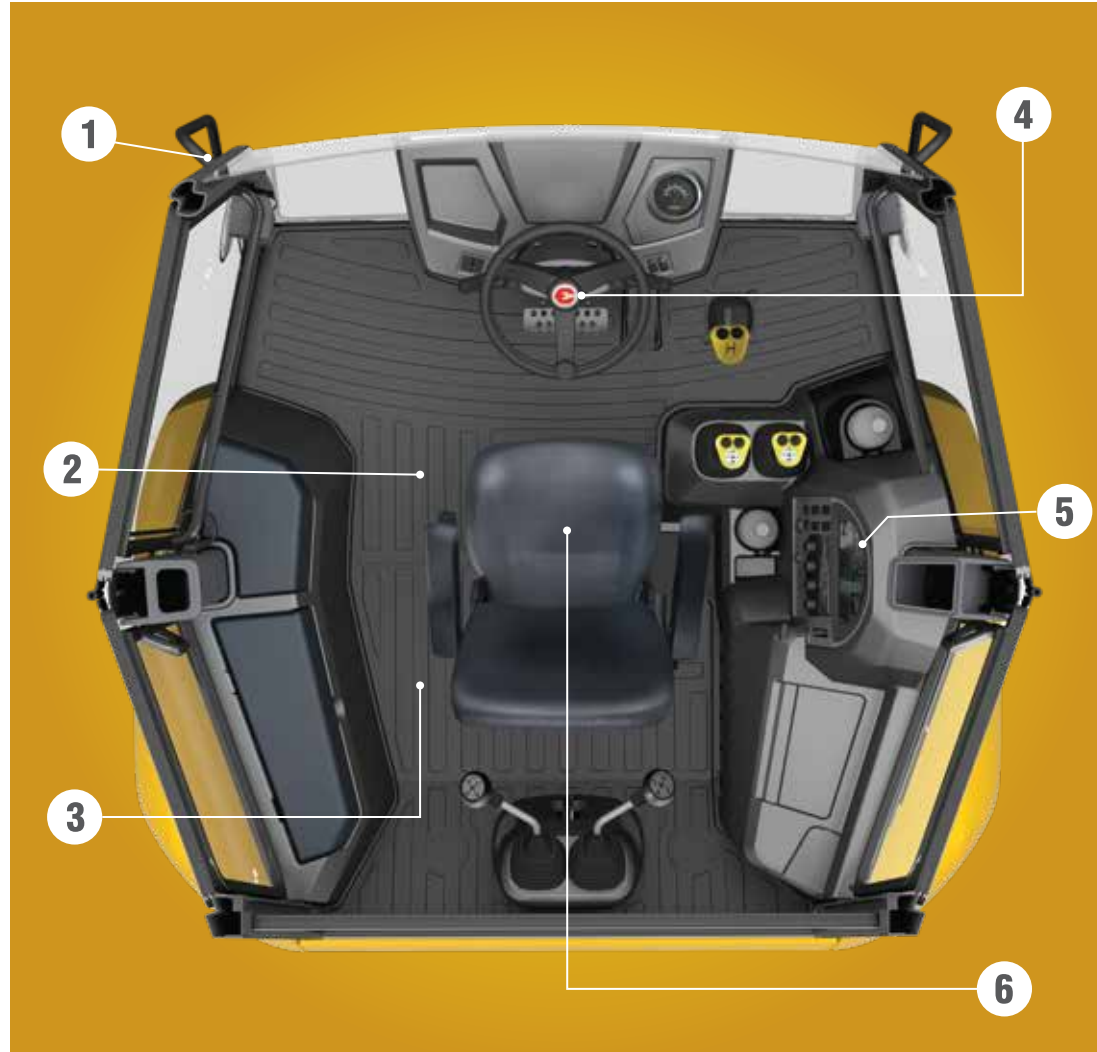



Maximum digging depth with faster cycle time of operation

# DESIGNED FOR INTENSE USE

**TO DESIGN A BETTER BACKHOE,  
WE WENT TO YOU.**

The popular, DIGMAX 3E comes with heavy-lift and with a host of proven features to help you boost productivity and maximize uptime, while lowering daily operating costs. When it comes to delivering what you want, nobody responds like ESCORTS.



Model	DIGMAX 3E	DIGMAX 3E-P
Engine Power	90HP (67 kW)	100HP (75 kW)
Engine Make	Kirloskar 4R1040TA	Perkins 1104D-44TA
Drive	4WD	
Dump Height	3 meter	
Backhoe Breakout force	6,018 kgf	
Loader Bucket Size	1.2 m <sup>3</sup>	
Backhoe Bucket Size	0.26 m <sup>3</sup> (standard) (0.09 - 0.32 m <sup>3</sup> optional available)	
Operating Weight	8,400 kg	
Tyre Size	<ul style="list-style-type: none"> <li>● Front (Std): 12.5/80-18, 12PR; [(Optional) : 14.5 X 20]</li> <li>● Rear (Std): 16.9 x 28-12PR</li> </ul>	

## HYDRAULICS

Hydraulic Pump – Tandem Gear Pump  
Maximum Flow (Both Pumps) 117.5 lpm @ 2200 rpm  
System Main Relief Setting 225 bar  
Fixed Flow, Open Centre Two Pump Unloading Energy Efficient Hydraulic System

## TRANSMISSION

Four Speed (4F, 4R gear) syncro shift, electrically controlled 2WD or 4WD, reversing shuttle transmission provides superior traction, gradeability, higher force while entering pile or during dozing operation

Neutral start provision prevents starting when shuttle is engaged

Gear lever with transmission disconnect switch adds to the overall ease of gear shifting

## TRAVEL SPEED

	F/R Gear
1 <sup>st</sup> Gear	5.3 kmph/4.6 kmph
2 <sup>nd</sup> Gear	8.5 kmph/7.0 kmph
3 <sup>rd</sup> Gear	18.5 kmph/Not recommended
4 <sup>th</sup> Gear	36.6 kmph/Not recommended

## BRAKES

Service Brakes: Hydraulically actuated dual line, self-adjusting, oil immersed, multi disc type on rear axle

Parking Brakes: Hand-operated caliper disc brakes

## AXLES

Front drive (4WD) and steer axle with 12 deg/16 deg (4WD) oscillation for maximum ground contact in undulated condition

Rear drive axle, rigidly mounted to chassis

## STEERING

Hydrostatic power steering in front wheel

Hydraulic supply from pump via priority valve for quick response steering

Working pressure: 120 bar

## SERVICE REFILL CAPACITIES

Hydraulic System Oil	105	litres
Fuel Tank	134	litres
Engine Coolant	8	litres
Engine Oil	11.5	litres
Transmission Oil	19.5	litres
Rear Axle Oil	17.5	litres
Front Axle Oil (4WD)	9.1	litres
Brake Reservoir Oil	1.0	litre

## TELEMATICS – EQUIPMENT MONITORING SYSTEM (EMS)

GPS + GSM based equipment monitoring system is a standard fitment and provides SMS alerts for effective equipment management and acts as a diagnostic tool

- Warning Message-SMS, Mail, Online
- Engine Coolant Temperature
- Hydraulic Oil Temperature
- Transmission Oil Temperature
- Engine Oil Pressure
- Battery Charging Status
- Machine Idle Information
- Fuel Level Information

## OPTIONAL ATTACHMENTS

- A.C./Heater, HVAC
- Multi-purpose (6 in 1) Loader Bucket
- Rock Breaker Piping/Circuit
- Extendible Dipper (Telescopic Arm)
- Ripper Tooth
- Heavy Duty Rear Tyres: 14 x 25 – 20 PR
- Trenching Buckets – 0.09 Cum, 0.12 Cum, 0.18 Cum
- Special Purpose Buckets – 0.30 Cum, 0.32 Cum
- Coal Bucket – 1.5 Cum
- Optical Fibre Trench Bucket (300 mm)
- Mining Kit



LOADER PERFORMANCE (Figure 1)		
Description	Unit	Standard
M: Dump Height (Cutting Edge)	m	3.00
N: Load Over Height (Cutting Edge)	m	3.51
O: Pin Height (Cutting Edge)	m	3.7
P: Pin Forward Reach	m	0.43
Q: Reach at Ground	m	1.57
R: Max Reach at Full Height	m	1.22
S: Reach at Full Height - Bucket Dumped	m	0.85
T: Below Ground Level Dig Depth	m	0.11
U: Rollback at Ground	deg	45
V: Dump Angle	deg	45
Bucket Breakout Force	kgf	6425
Loader Arm Breakout Force	kgf	5777
Payload	kg	1980
Return to Dig	Available	
Self Leveling	Available	
Loader Bucket Capacity	m <sup>3</sup>	1.2

EXCAVATOR PERFORMANCE (Figure 1 & 2)				
Description	Unit	Standard Dipper	Extendible Dipper	
A: Max Dig Depth (Bucket in Dump Position)	m	4.80	6.01	
B: Reach Ground Level to Rear Wheel Center	m	6.97	8.14	
C: Reach Ground Level to Slew Center	m	5.65	6.77	
D: Reach at Full Height to Slew Center	m	2.23	3.31	
E: Side Reach to Center Line of Machine	m	6.00	7.31	
F: Max Working Height (Stab's Fully Out)	m	6.30	6.93	
G: Max Load Over Height (Stab's Fully Out)	m	4.39	5.13	
H: King Post Travel	m	1.00		
J: Bucket Rotation Power	deg	187		
Bucket Tear Out Force	kgf	6018		
Dipper Tear Out Force	kgf	3250	2072	
Lift Capacity of Bucket at Full Reach (SAE J31)	kgf	1554	850	
Co-Axial Carriage				
Excavator Bucket Capacity	m <sup>3</sup>	0.26	0.18	

STATIC DIMENSIONS (Figure 3, 4 & 5)				
Description	Unit	Standard Dipper	Extendible Dipper	
AA: Overall Length (Transport Mode)	m	6.28		
A1: Overall Length (Travel mode)	m	7.85		
BB: Wheel Base	m	2.14		
CC: Rear Wheel to Slew Center	m	1.38		
DD: Minimum Ground Clearance	m	0.35		
EE: Slew Ground Clearance	m	0.59		
GG: Height to Top of Cab	m	2.9		
HH: Overall Height	m	3.78	4.04	
JJ: Track Width - Rear	m	1.75		
KK: Track Width - Front	m	1.87		
LL: Width Over Bucket	m	2.38		
L1: Width (Transport mode)	m	2.56		

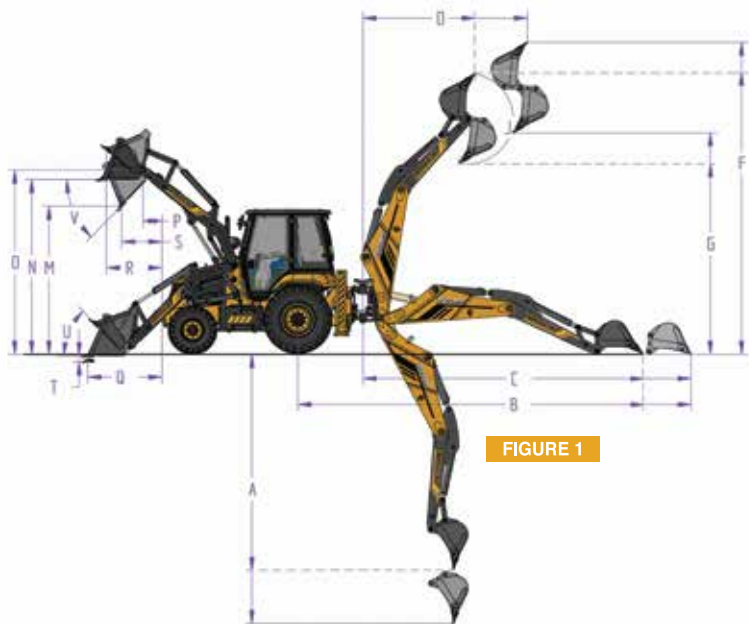


FIGURE 1



FIGURE 2



FIGURE 4

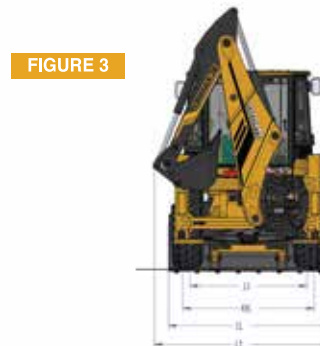



FIGURE 3



FIGURE 5

A world map in shades of blue and cyan, overlaid with a network of white lines and dots. Numerous red 'e' logos are scattered across the map, with red curved lines connecting them, suggesting a global network or distribution system.

**50+**  
**Countries**  
**& Counting**



**ESCORTS**  
**CONSTRUCTION EQUIPMENT**

Escorts Construction Equipment: Plot No.: 219, Setor-58, Ballabgarh - 121004,  
Dist.: Faridabad, Haryana (INDIA) Tel.: +91 0129-2306574, Fax: +91 0129-2306572,  
E-mail: [exports.ece@escorts.co.in](mailto:exports.ece@escorts.co.in), web.: [www.escortsgroup.com](http://www.escortsgroup.com)