
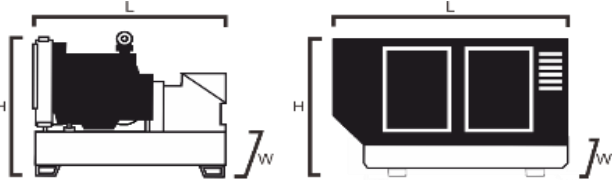


Technical Data						
Engine		Alternator			Generator Model	
Fawde 4DX22-65D		Werna WR224D			<b>PC48-G / Silent</b>	
Frequency	Phase		Power Factor		Emissions	
<b>50Hz/1500rpm</b>	3-Phase		Factor Cos $\Phi = 0.8$		Stage II	
RATINGS	Prime Power (PRP)		Standby Power (ESP)		Rated Current	Fuel Consumption @100% Load
	kWe	kVA	kWe	kVA	Amps (A)	
Voltage (V)	380/220	48	42	53	72,9	12,3
	400/230	48	42	53	69,3	12,3
	415/240	48	42	53	66,8	12,3




  


**Key Features:**

- High efficient water cooled diesel engine.
- Single bearing with brushless alternators (Class H, with AVR).
- Radiator with pressure cap and drain point.
- Fully guarded engine-driven fan.
- Fully welded steel skid base with lifting holes and fork lift legs.
- Integral fuel tank with filler cap and gauge ( $\leq 650\text{kVA}$ ).
- Heavy duty rubber anti-vibration mountings.
- 12V or 24V maintenance free starter battery and connecting cables.
- Separate engine-driven battery charging alternator.
- Spin on oil and fuel filters and dry type air filter element.
- Industrial silencer (15dBA reduction) supplied loose.
- Auto start control system with LCD show.
- Battery charger provided.
- Main line 3P circuit breaker.
- Rigorous factory test wiring with IEC standard.
- Operation & Maintenance manual & Wiring diagrams.
- Wide range of optional extra features available.

Dimensions & Weights	Silent
Length (L)-mm:	2250
Width (W)-mm:	1100
Height (H)-mm:	1240
Dry Weight-kg:	1030
Fuel tank (h)	10hours (123L)
(dBA)@7m no load	$\leq 85$

**Ratings:**  
**All three phase generator sets are rated at 0.8 power factor. All single-phase generator sets are rated at 0.8 or 1.0 power factor.**  
**(1)PRP (Prime Power):**  
**Available continuously at variable load in lieu of commercially purchased power for an unlimited number of hours per year accordance with ISO8528-1, and an overload of 10% permitted for one hour in every twelve hours of operation in accordance with ISO 3046-1.**  
**(2)ESP (Standby Power):**  
**Emergency Standby Power in variable load applications in accordance with ISO8528-1 in the event of a utility power failure.**  
**(3)STD:Standard Alternator.**  
**Tide Power reserves the right to change the design or specifications without notice and without any obligation or liability.**

 Engine	Fawde 4DX22-65D			
General Performance	Frequency	Hz	50	
	Engine Speed	r/min	1500	
	Cylinders / Type	4cyl	4-stroke	
	Aspiration	Turbo&Intercooling		
	Governor Type	Mechanical		
	Bore / Stroke	mm	102*118	
	Displacement	Litres	3,86	
	Compression Ratio	17:1		
	Brake Mean Effective Pressure	MPa	0,99	
	Rotation Direction (from flywheel)	Anti-clockwise		
	Engine Power	kWm	48	53
Fuel System	Fuel Consumption at 110% Prime Power	Litres/hour	14,76	
	Fuel Consumption at 100% Prime Power	Litres/hour	12,3	
	Fuel Consumption at 75% Prime Power	Litres/hour	9,84	
	Fuel Consumption at 50% Prime Power	Litres/hour	7,4	
	Fuel Consumption at 25% Prime Power	Litres/hour	3,69	
	Standard Fuel Tank Capacity	Hours	8	
Oil System	Total Oil System Capacity	Litres	13	
	Oil consumption	L/h	0,05	
	Oil consumption (as % of fuel consumption)	0,34%		
	Maximum Oil Temperature	°C	115	
Cooling System	Coolant Capacity - Engine Only	Litres	6,5	
	Standard Thermostat (Modulating) Range	°C	82-95	
	Maximum Coolant Temperature - Engine Out	°C	97	
Electric System	Electrical System Voltage	V	24	
	Battery	Maintenance-free		
Energy Balance	Heat Rejection of Exhaust	kW	36,4	
	Heat Rejection from Engine	kW	2,6	
	Heat Rejection to Coolant	kW	24,1	
 Alternator	50Hz/1500rpm			
General Data	Manufacture / Brand	Werna		
	Model	WR224D		
	Coupling / No. of Bearings	Direct / Single Bearing		
	Phase / Poles	3-Phase / 4-Pole		
	Power Factor	Cos $\Phi$ = 0.8		
	AVR Regulation	Yes		
	Voltage Regulation	±1 %		
	Insulation Class	H		
	Drip Proof	IP23		
	Voltage Regulator	AVR		
	Altitude	≤1000 m		